



# CARE FOR AIDS 2013 FINANCIALS

## INCOME STATEMENT

### Expenses

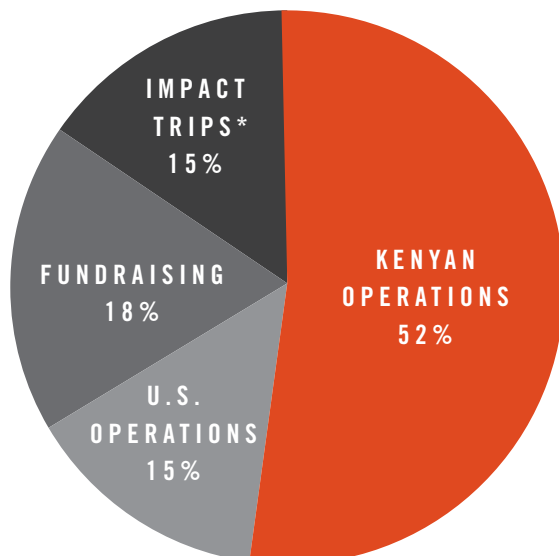
Kenyan Operations	\$584,622	52%
U.S. Operations	\$163,332	15%
Fundraising	\$201,403	18%
Impact Trip	\$170,862	15%
<b>Total Expenses</b>	<b>\$1,120,219</b>	<b>100%</b>

### Revenue

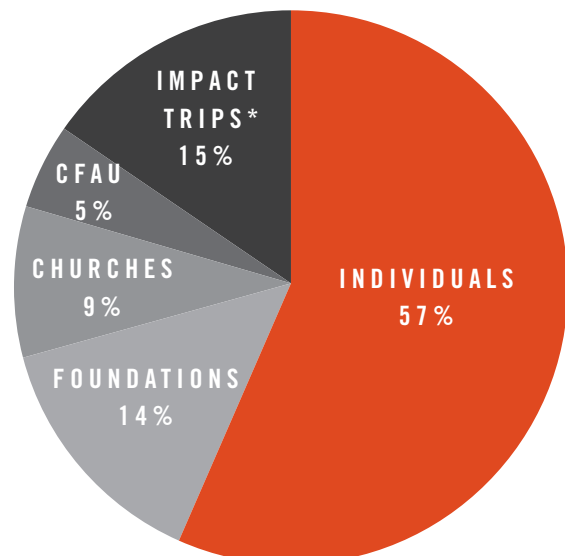
Individuals	\$677,818	57%
Foundations	\$170,125	14%
Churches	\$105,302	9%
CFAU	\$60,261	5%
Impact Trip	\$183,226	15%
<b>Total Revenue</b>	<b>\$1,196,732</b>	<b>100%</b>

**Net Income** **\$76,513**

2013 EXPENSES (\$1,120,219)



2013 REVENUE (\$1,196,732)



\*Impact trips are fully funded by participants



## INCOME STATEMENT - WHERE DID YOUR DONATIONS GO?

*\*excludes self-funded impact trip expenses and self-funded expenses from support staff*

### Expenses

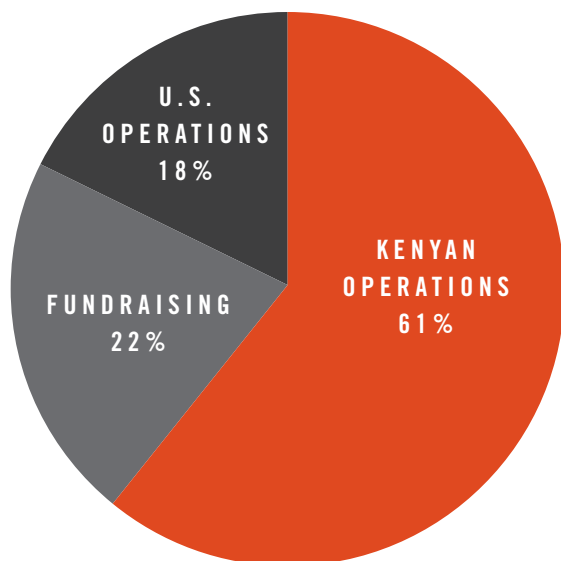
Kenyan Operations	\$564,177	61%
Fundraising	\$201,403	18%
U.S. Operations	\$163,332	22%
<b>Total Expenses</b>	<b>\$928,912</b>	<b>100%</b>

### Revenue

Individuals	\$657,373	66%
Foundations	\$170,125	17%
Churches	\$105,302	11%
CFAU	\$60,261	6%
<b>Total Revenue</b>	<b>\$993,061</b>	<b>100%</b>

<b>Net Income</b>	<b>\$64,149</b>
-------------------	-----------------

2013 EXPENSES (\$928,912)



2013 REVENUE (\$993,061)

