



# CARE FOR AIDS 2011 FINANCIALS

## INCOME STATEMENT

### Expenses

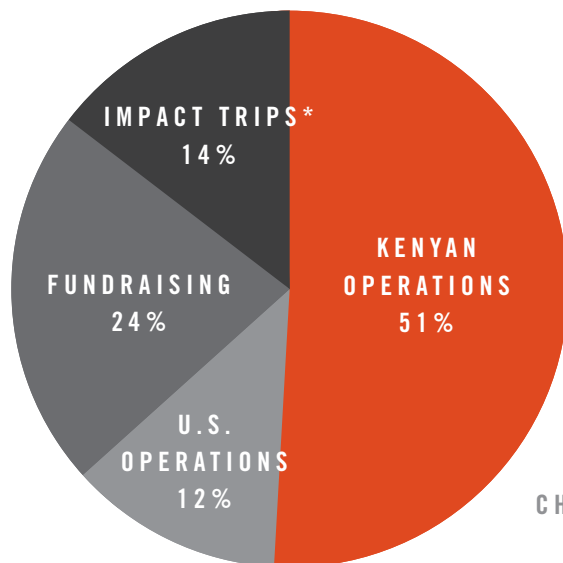
Kenyan Operations	\$347,079	51%
U.S. Operations	\$79,271	12%
Fundraising	\$162,949	24%
Impact Trip	\$95,413	14%
<b>Total Expenses</b>	<b>\$684,712</b>	<b>100%</b>

### Revenue

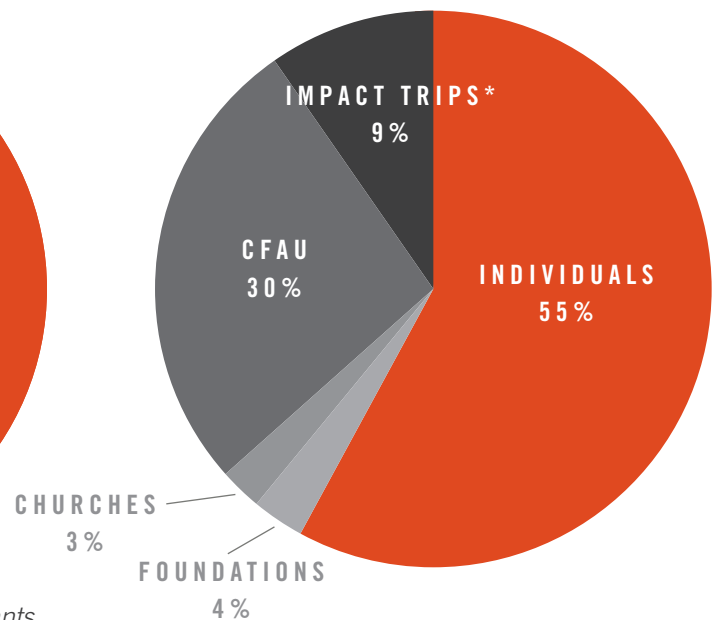
Individuals	\$382,326	55%
Foundations	\$25,444	4%
Churches	\$21,336	3%
CFAU	\$206,820	30%
Impact Trip	\$64,415	9%
<b>Total Revenue</b>	<b>\$700,340</b>	<b>100%</b>

**Net Income** **\$15,628**

2011 EXPENSES (%)



2011 REVENUE (\$700,340)



\*Impact trips are primarily funded by participants



## INCOME STATEMENT - WHERE DID YOUR DONATIONS GO?

*\*excludes self-funded impact trips and self-funded staff positions*

### Expenses

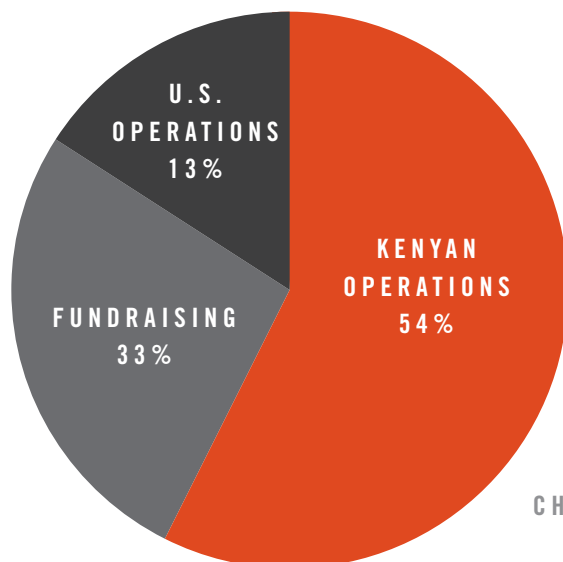
Kenyan Operations	\$322,546	54%
Fundraising	\$193,947	33%
U.S. Operations	\$79,271	13%
<b>Total Expenses</b>	<b>\$595,764</b>	<b>100%</b>

### Revenue

Individuals	\$357,793	59%
Foundations	\$25,444	4%
Churches	\$21,336	3%
CFAU	\$206,820	34%
<b>Total Revenue</b>	<b>\$611,392</b>	<b>100%</b>

<b>Net Income</b>	<b>\$15,628</b>
-------------------	-----------------

2011 EXPENSES (%)



2011 REVENUE (\$611,392)

